

SpectrAlert® SP200 Series Dual-Voltage Transformer Speakers



Description

System Sensor's **SP200 Series Speakers** combine performance, functionality, and flexibility in a line of dual-voltage evacuation speakers.

Performance — With its low total harmonic distortion, the SpectrAlert® SP200 Series offers fidelity-quality sound output. This provides greater assurance that the SP200's output closely matches its source signal. This fidel-

ity sound quality is achieved at any of the SP200's four field-selectable power taps: 1/4, 1/2, 1, and 2 watts.

Functionality — Installation ease and functionality are achieved through the SP200's compact design, which allows flush-mounting to a 4" x 4" x 2-1/8" (101.6 x 101.6 x 53.975 mm) backbox without an extension ring.

Flexibility — The SP200 is designed for a variety of application requirements. Offered with round and square grilles, the SP200 can be mounted to either the wall or the ceiling. White and red grilles are available to meet specific aesthetic requirements.

Engineer's Specifications

Speaker shall be a System Sensor model _____ dual-voltage transformer speaker capable of operating at 25.0 or 70.7 nominal V_{RMS} . Speaker shall be Listed to Underwriters Laboratories Standard 1480 for fire protective signaling systems. Speaker shall have a frequency range of 400 to 4,000 Hz and shall have an operating temperature between 32°F and 120°F (0°C and 49°C). Speaker shall have power taps which are selected by shunts.

SpectrAlert® is a registered trademark and Sync•Circuit™ is a trademark of System Sensor.

Features

- Fidelity sound quality.
- Low-profile design; fits standard 4" x 4" x 2-1/8" (101.6 x 101.6 x 53.975 mm) backbox without extension ring.
- Four field-selectable power taps: easy to select and easy to change (1/4 through 2 watts).
- Dual voltage settings: 25.0 and 70.7 volts.
- Ceiling- and wall-mount applications.
- Grilles available in white and red.
- Color-matched mounting screws.

Listings

Listings and approvals below apply to the basic SpectrAlert® SP200 Series Dual-Voltage Transformer Speakers. In some cases, certain modules may not be listed by certain approval agencies, or listing may be in process. Consult factory for latest listing status.

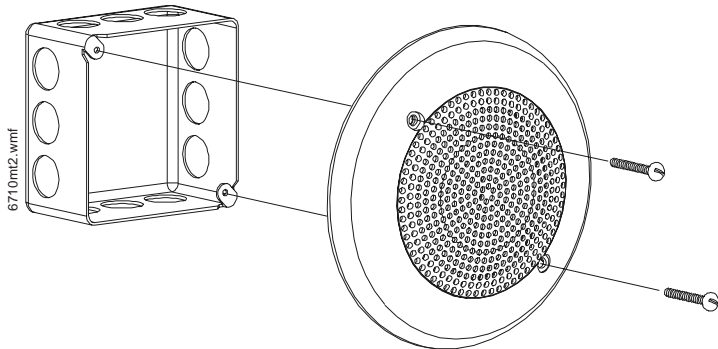
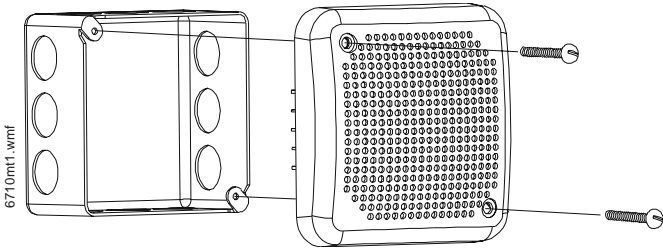
- UL Listed: file S4048.
- CSFM approved: file 7320-1209:186.
- MEA approved: file 353-98-E.

Gamewell™ 
A 150-Year Tradition

Product Line Information

- SP200W** Round, white, ceiling- or wall-mount applications, 7-3/8" (187.325 mm) grille, 1/4 – 2 watt power, speaker voltage 25.0/70.7 V_{RMS}.
- SP201W** Square, white, wall-mount applications, 5" (127 mm) grille, 1/4 – 2 watt power, speaker voltage 25.0/70.7 V_{RMS}.
- SP201R** Square, red, wall-mount applications, 5" (127 mm) grille, 1/4 – 2 watt power, speaker voltage 25.0/70.7 V_{RMS}.

Mounting Options



Both styles mount onto a standard backbox, 4" x 4" x 2-1/8" (101.6 x 101.6 x 53.975 mm), without an extension ring, as shown left and below.

Gamewell[™]
A 150-Year Tradition

A Honeywell Company

Gamewell
12 Clintonville Road
Northford, CT 06472-1610
Phone: 203-484-7161
Fax: 203-484-7118
www.gamewell.com

A Honeywell Company
© 2004 Gamewell

Specifications

MECHANICAL

Input terminals

12 to 18 AWG (3.25 to 0.75 mm²).

Speaker size

4" (101.6 mm).

Grille size

Round: 7-3/8" (187.325 mm).
Square: 5" (127 mm).

ELECTRICAL

Voltage input

25.0 or 70.7 volts (nominal).

Frequency range

400 – 4,000 Hz.

NOTE: The SP200 Series is UL Listed from 400 to 4,000 Hz, but will provide an output from 100 to 10,000 Hz.

Operating temperature range

32° to 120°F (0° to 49°C).

Power

1/4, 1/2, 1, and 2 watts; field selectable.

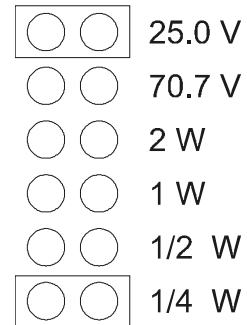
SOUND OUTPUT

dBA @ 10 Ft.	2 W	1 W	1/2 W	1/4 W
UI Reverberant*	84	81	78	75
UL Anechoic	87	84	81	78

VOLTAGE AND POWER

SELECTION - EXAMPLE BELOW

Selection of 1/4 watt input when a 25.0 volt (nominal) amplifier is being used.



6710sel.wmf

Specifications and wiring information are provided for information only and are believed to be accurate. Gamewell assumes no responsibility for their use. Data and design are subject to change without notice. Installation and wiring instructions shipped with the product shall always be used for actual installation. For more information, contact Gamewell.